

Nicole Miller
SKIN CARE & COSMETICS

BEAUTY BOOK



THE NICOLE MILLER philosophy

At *Nicole Miller Skin Care & Cosmetics*, we understand that beauty doesn't depend on status or age—it's not about staying young forever—it's about looking and feeling your best. Our philosophy is simple: to provide you with the highest-quality products to protect and revitalize your skin, so you look beautiful, naturally.



Since we introduced our line, we've developed more than 200 outstanding products. What started out as revolutionary skin care is now a complete beauty lineup that is among the very best in quality, efficacy, and value.



To help you better understand how and when to use these exceptional products, we've created this *Nicole Miller Beauty Book*. Taking you from a basic skin care regimen to the perfect makeup application, this guide helps you discover what products work best for you, so you can show your true beauty.

contents

YOUR ULTIMATE BEAUTY GUIDE

1 SKIN CARE

- 4 Get clear, beautiful skin—naturally
- 5 Nicole Miller's exceptional formulas
- 6 Boost skin's health with basic care
- 8 Customized formulas with perfect solutions
- 11 A daily regimen just for you

2 COSMETICS

- 12 Nicole Miller—the best in the industry
- 13 Color that cares for your skin
- 14 Naturally beautiful in your best colors
- 16 Four great looks—one is right for you
- 20 12-step guide to your perfect look



TIP: Use the *Beauty Book* in conjunction with the *Nicole Miller Catalog* to help customers better understand our exceptional products and benefits.



get clear, beautiful skin— naturally

What's the best way to get healthy, radiant skin? Skin care from *Nicole Miller* of course! Created with your needs in mind, our necessities and specialty products are customized to match your skin type and made with the best, most effective ingredients—like supplement-strength vitamins, natural antioxidants, and plant extracts—to give your skin a natural, healthy glow.



After just a few short weeks using *Nicole Miller* skin care formulas, the results will speak for themselves. Your skin will look and feel younger and healthier. That's because we use only the finest ingredients nature has to offer. These ingredients listed here are found in the entire skin care line.

- | | |
|---|---|
| <ul style="list-style-type: none"> • Supplement-Strength Vitamins—Many products that contain vitamins use watered-down versions. But <i>Nicole Miller</i> formulas contain supplement-strength vitamins comparable to what you'd find in dietary supplements. The result is more nourishment and more revitalization for a healthier, younger-looking appearance. | <ul style="list-style-type: none"> • AHCare—It's a proven fact that hydroxies are beneficial for reducing the appearance of fine lines and wrinkles. But many hydroxy formulas can cause stinging and irritation. That's why we use <i>AHCare</i>, a patented ingredient that effectively reduces the appearance of aging without the common side effects, |
| <ul style="list-style-type: none"> • Natural Antioxidants and Sun Protection—Experts say the best thing you can do for your skin is to protect it from the sun and other environmental elements. So we added potent antioxidants like green tea and grape seed extracts to fight free radicals found in the environment and to boost the skin's own defense system. We've even included broad-spectrum sunscreen in our lotions for added protection. | <ul style="list-style-type: none"> • Plant-Source Extracts—Unlike products that use synthetic extracts, our skin care products contain natural, plant-source extracts that instantly moisturize to help skin retain its own natural hydration. Plus, natural extracts are proven to be less irritating, so our products are perfect for sensitive skin types. |

(See the *Nicole Miller Catalog* for more details about specific products and ingredients.)

Nicole Miller Skin Care and Cosmetics are formulated for your overall health and wellness. They contain more top-quality vitamins and natural ingredients to gently bring your skin to the best

Product Type	Nicole Miller	Estée Lauder®	Clinique®	Mary Kay®
Moisturizer —oily skin	Daytime Delivery Moisturizing Lotion 4 Vitamins (A, B, C, E) 7 Botanical Extracts SPF 16 1.7 fl oz \$34.00 (20.00PC)	DayWear 1 Vitamin (Beta-Carotene) 2 Botanical Extracts SPF 15 1.7 fl oz \$35.00	Dramatically Different 0 Vitamins 0 Botanical Extracts SPF 0 1.7 fl oz \$11.00	Oil Control Lotion Formula 3 0 Vitamins 0 Botanical Extracts SPF 0 4 fl oz \$16.00
Moisturizer —dry skin	Daytime Delivery Moisturizing Creme 4 Vitamins (A, B, C, E) 7 Botanical Extracts SPF 16 1.7 fl oz \$34.00 (20.00PC)	Resilience Lift 2 Vitamins (C, E) 10 Botanical Extracts SPF 15 1.7 fl oz \$65.00	Dramatically Different 0 Vitamins 0 Botanical Extracts SPF 0 1.7 fl oz \$11.00	Enriched Moisturizer 1 Vitamin (B5) 0 Botanical Extracts SPF 0 4 fl oz \$16.00
Vitamin Treatment	Multi-Action Vitamin Complex 5 Vitamins (A, B, C, D, E) 3 Botanical Extracts Minerals from European Sea Salts 1 fl oz \$40.00 (24.00PC)	Fruition Extra 3 Vitamins (A, C, E) 3 Botanical Extracts 1 fl oz \$42.50	Exceptionally Soothing Cream for Upset Skin 1 Vitamin (E) 3 Botanical Extracts 1.7 fl oz \$30.00	Night Solution 3 Vitamins (A, C, E) 16 Botanical Extracts 1 fl oz \$28.00
Age-Defying	Timeless 4 Vitamins (A, C, D, E) 5 Botanical Extracts	Diminish Anti-Wrinkle Retinol Treatment 3 Vitamins (A, C, E) 4 Botanical Extracts	Stop Signs 2 Vitamins (C, E) 8 Botanical Extracts	Spot Solution™ 3 Vitamins (A, C, E) 0 Botanical Extracts

U.S. products are used for ingredient and price comparison. Product names are trademarks or registered trademarks of their respective companies. Prices may vary.



basic necessities

Beautiful skin is as easy as 1-2-3 when you use *Nicole Miller Necessities*.

If you diligently cleanse, tone, and moisturize, you can greatly reduce your chances of blemishes, splotches, and dark circles. Choose these unique products over other brands, and you can also help boost your skin's overall appearance—without spending a lot of time or money.

BASIC SKIN CARE 101

Every day—morning and night—follow this simple regimen to get cleaner, clearer, younger-looking skin.

The cleaner your skin is, the more smoothly your makeup applies.

Gently massage cleanser onto face. Rinse with cool water and pat dry with a clean towel. Make sure you use a

Renew Creamy Cleanser—Normal-to-Dry

Toning removes the remaining impurities, restores pH-balance, and prepares skin to absorb moisture.

Pour a small amount of toner onto a cotton ball, and gently swab over entire face, avoiding the eye area.

Freshen Balancing Toner—Normal-to-Dry

Freshen Clarifying Toner—Normal-to-Oily

Moisturizer keeps skin soft and reduces the appearance of fine lines and wrinkles.

Pump or scoop a dime-sized amount of moisturizer onto fingertips. Gently massage over entire face,

Daytime Delivery Moisturizing Creme—Normal-to-Dry

Daytime Delivery Moisturizing Lotion—Normal-to-Oily



NICOLE MILLER NECESSITIES

RENEW FOAMING FACIAL CLEANSER

(Normal-to-oily skin)

- Deep cleans pores
- Removes excess oil
- Safeguards skin from the environment

RENEW CREAMY CLEANSER

(Normal-to-dry skin)

- Cleanses skin while providing moisture
- Improves skin's well-being and comfort
- Helps boost moisture content

FRESHEN CLARIFYING TONER

(Normal-to-oily skin)

- Clarifies and diminishes the appearance of pores
- Helps normalize skin and diminish oily residue
- Helps prep skin for moisture

FRESHEN BALANCING TONER

(Normal-to-dry skin)

- Removes all traces of makeup and oil
- Reduces blemishes and keeps new ones from forming
- Helps prep skin for moisturizer

DAYTIME DELIVERY MOISTURIZING LOTION

(Normal-to-oily skin)

- Lightly moisturizes where needed
- Helps nourish and replenish skin
- Provides broad-spectrum sun protection

DAYTIME DELIVERY MOISTURIZING CREME

(Normal-to-dry skin)

- Restores moisture and prevents dry flakes

specialty products

Follow the *Necessities* with *Nicole Miller Specialties*. Unique problems need special attention. We've developed customized formulas to target your individual skin concerns. Each specialty item is designed to help accelerate the benefits of each *Necessities* product.



SPECIALTY SKIN CARE 101

No matter how faithful you are following your regimen, certain challenges are sure to pop up. Here are some common skin concerns—and their solutions.

CONCERN	<p>APPEARANCE OF FINE LINES AND WRINKLES Are you noticing more and more fine lines and wrinkles as the years pass? As you age, your skin's natural cell renewal slows down and collagen and elastin fibers break down, causing skin to sag and wrinkles to form.</p>
SOLUTION	<p>Apply <i>Timeless Age-Defying Serum</i> (an intensive treatment) and <i>Eyewear Refirming Creme</i> daily to help speed up cell renewal and promote healthy collagen and elastin. What <i>Timeless</i> does for the face, <i>Eyewear Refirming Creme</i> does for the sensitive eye area. You'll see a fresher, smoother, younger-looking appearance. Also, try the moisturizing and mild exfoliating properties of <i>Revitalize Advanced Hydroxy Creme</i> with <i>AHCare</i> to further smooth and condition skin.</p>
CONCERN	<p>SKIN LOOKS DULL, TIRED, OR LIFELESS Just as your body needs vitamins to be healthy, so does your skin. Unfortunately, the nutrients in your skin can be depleted by climate changes, pollution, stress, and age—which can leave skin dull, blotchy, or sallow.</p>
SOLUTION	<p>Use <i>Multi-Action Vitamin Complex</i> to give your skin a “healthy” boost. The supplement-strength vitamins not only replenish lost moisture, but also nourish and rejuvenate for a radiant appearance. Use <i>Revitalize Advanced Hydroxy Creme</i> and you'll further condition skin while evening skin tone and blotches and removing dead skin cells. Skin that was once tired and unhealthy is now revitalized and glowing with health.</p>
CONCERN	<p>OVERLY DRY OR FLAKY SKIN Sometimes it seems that no matter how much moisturizer you apply, your skin looks dry and flaky and feels tight and irritated. The cause—very dry skin.</p>
SOLUTION	<p>Use <i>Night Release Moisturizing Creme</i> to address the needs of overly dry or delicate skin. Containing an array of natural moisturizers—including ceramides, lipids, extracts, and supplement-strength vitamins—this unique formula gives your skin nourishment above and beyond basic moisture. Also try <i>Replenish Hydrating Fruit Mask</i> to further promote long-lasting moisturization.</p>

NICOLE MILLER SPECIALTIES

TIMELESS AGE-DEFYING SERUM, BODY SMOOTHER, AND HAND CREME

- Gently accelerates cell renewal
- Promotes the health of collagen and elastin
- Fights free radicals that cause future damage

REVITALIZE ADVANCED HYDROXY CREME

- Gently exfoliates dead skin cells
- Gives face a natural “lift”
- Fades the appearance of age spots and evens out skin tone

EYEWEAR REFORMING CREME

- Smooths away fine lines and wrinkles
- Reduces future skin damage caused by the environment
- Helps hydrate and soften

MULTI-ACTION VITAMIN COMPLEX

- Gives skin a healthy boost
- Replenishes moisture loss
- Helps neutralize harmful environmental agents

NIGHT RELEASE MOISTURIZING CREME

- Stops dryness at its source
- Deeply hydrates and nourishes
- Helps protect against pollution and sun damage

*See Catalog for additional Nicole Miller speciality products.

what is your skin type?



Understanding your skin is the first step to giving it the care it needs. Answer the questions below to find your basic regimen and which specialty products to use.

PART 1: DETERMINE YOUR SKIN TYPE

- A. Larger, more easily clogged pores
 - B. Smaller, less noticeable pores
 - C. A combination of A and B
-
- A. Produces blemishes easily
 - B. Feels tight and is red and blotchy
 - C. A combination of A and B
-
- A. Surprises you with shiny areas throughout the day
 - B. Appears flaky, rough, and shows scaly patches
 - C. A combination of A and B
-
- A. Seems oilier after using certain skin care products
 - B. Reacts negatively to most skin care products
 - C. A combination of A and B

If the majority of your answers are As, you have normal-to-oily skin; Bs have normal-to-dry skin; Cs have combination skin.

I have _____ skin.

(A) Normal-to-oily skin (B) Normal-to-dry skin (C) Combination skin

PART 2: DETERMINE YOUR SPECIALTY TREATMENTS

- ___ Loss of firmness: Timeless, Hydroxy Cremes, and Eye Creme
- ___ Sun/environmental protection: Timeless and Multi-Action
- ___ Dryness/dehydration: Night Creme and Hydrating Mask
- ___ Oiliness/breakouts: Timeless and Multi-Action
- ___ Dull, flaky texture: Timeless, Multi-Action, and Hydroxy Cremes
- ___ Sensitivity: Night Creme and Multi-Action

THE APPEARANCE OF:

- ___ Fine lines and wrinkles: Timeless, Hydroxy Cremes, and Eye Creme
- ___ Age spots or discolorations: Timeless and Hydroxy Cremes
- ___ Dark circles: Eye Creme and Multi-Action
- ___ Puffiness: Multi-Action and Eye Creme

DID YOU KNOW? Even oily skin types need moisturization. When skin is overly oily, it is because the sebaceous glands are too active. Without hydration, you are at risk of breaking out from your oil glands over-producing oil.

DID YOU KNOW? *Timeless* is an intense treatment that targets all areas of the face. It speeds up the cell renewal process as it boosts the health of all skin layers. You can accelerate the benefits of *Timeless* by using a *Hydroxy Creme* as your

DID YOU KNOW? Combination skin reacts best to products geared towards oily skin types. It's easier to spot-treat dry areas on the surface with *Daytime Creme* or *Night Creme* than it is to treat oily skin problems that are under the skin's surface.

By following your recommended regimen day and night, you can ensure a healthy, younger-looking appearance today, tomorrow, and for years to come. Even women as young as 20 should start following a daily regimen. It's never too early to start caring for your skin.

	NORMAL-TO-OILY	NORMAL-TO-DRY	COMBINATION SKIN
1—Cleanse	<ul style="list-style-type: none"> • Renew Foaming Facial Cleanser 	<ul style="list-style-type: none"> • Renew Creamy Cleanser 	<ul style="list-style-type: none"> • Renew Foaming Facial Cleanser
2—Tone	<ul style="list-style-type: none"> • Freshen Clarifying Toner 	<ul style="list-style-type: none"> • Freshen Balancing Toner 	<ul style="list-style-type: none"> • Freshen Clarifying Toner
3—Treat (choose one, two, or rotate based on your specialty needs)	<ul style="list-style-type: none"> • Timeless Age-Defying Serum • Multi-Action Vitamin Complex 	<ul style="list-style-type: none"> • Multi-Action Vitamin Complex • Advanced Hydroxy Creme 	<ul style="list-style-type: none"> • Timeless Age-Defying Serum • Multi-Action Vitamin Complex
4—Moisturize	<ul style="list-style-type: none"> • Daytime Delivery Moisturizing Lotion 	<ul style="list-style-type: none"> • Daytime Delivery Moisturizing Creme 	<ul style="list-style-type: none"> • Daytime Delivery Moisturizing Lotion

	NORMAL-TO-OILY	NORMAL-TO-DRY	COMBINATION SKIN
1—Cleanse	<ul style="list-style-type: none"> • Gentle Care Eye Makeup Remover • Renew Foaming Facial Cleanser 	<ul style="list-style-type: none"> • Gentle Care Eye Makeup Remover • Renew Creamy Cleanser 	<ul style="list-style-type: none"> • Gentle Care Eye Makeup Remover • Renew Foaming Facial Cleanser
2—Tone	<ul style="list-style-type: none"> • Freshen Clarifying Toner 	<ul style="list-style-type: none"> • Freshen Balancing Toner 	<ul style="list-style-type: none"> • Freshen Clarifying Toner
3—Treat (weekly)	<ul style="list-style-type: none"> • Replenish Hydrating Fruit Mask (Once a week) • Radiance Exfoliating Treatment (Twice a week) 	<ul style="list-style-type: none"> • Replenish Hydrating Fruit Mask (Twice a week) • Radiance Exfoliating Treatment (Once a week) 	<ul style="list-style-type: none"> • Replenish Hydrating Fruit Mask (Twice a week) • Radiance Exfoliating Treatment (Twice a week)
4—Treat (choose one, two, or rotate based on your specialty needs)	<ul style="list-style-type: none"> • Timeless Age-Defying Serum • Advanced Hydroxy Creme • Eyewear Refirming Creme 	<ul style="list-style-type: none"> • Timeless Age-Defying Serum • Advanced Hydroxy Creme • Multi-Action Vitamin Complex • Eyewear Refirming Creme 	<ul style="list-style-type: none"> • Timeless Age-Defying Serum • Advanced Hydroxy Creme • Eyewear Refirming Creme
5—Moisturize	<ul style="list-style-type: none"> • Multi-Action Vitamin Complex 	<ul style="list-style-type: none"> • Night Release Moisturizing Creme 	<ul style="list-style-type: none"> • Multi-Action Vitamin Complex

put your best face forward

You wear makeup to be yourself... at your best. Yet you shouldn't risk harming your skin to look beautiful. That's why we include healthy ingredients—like vitamins and natural plant extracts—in each unique formula, so you can care for your skin while still looking your best. In fact, our formulas contain more vitamins, extracts, and skin-nourishing ingredients than leading department store brands.

WHAT MAKES NICOLE MILLER COSMETICS THE BEST IN THE INDUSTRY?

When shopping for makeup, there are certain things you should look for: formulas for your skin type, shades that match your coloring, and (the latest expert advice) makeup that contains skin care ingredients. For lasting color that cares for your skin, look no further than *Nicole Miller* cosmetics.

- **Skin care ingredients:** Our commitment is to make sure that each color product is good for your skin and makes you beautiful. That's why we add natural vitamins, extracts, and even proteins to our color line. Our lip colors contain vitamins A, C, and E for instant softness and lasting moisturization. And our mascaras include oat proteins and provitamins (found in most hair care products) for their exceptional conditioning and strengthening qualities.

- **Actifirm:** Made from natural coneflower extract and exclusive to *Nicole Miller* foundations, this unique ingredient helps firm skin, which reduces the appearance of fine lines and wrinkles. Imagine, makeup that actually helps smooth away the appearance of aging. Our foundations even include broad-spectrum sunscreen for superior protection.

- **Micronized powder formulas:** Test a *Nicole Miller* powder formula against another brand. You'll find that our powder products are silky smooth and blend more easily for a more natural look. That's because we only use micronized powders for our eye shadows, powders, and blushes. Our ultra-fine powders also help prevent colors from fading and creasing.



Why settle for mere color, when you can have cosmetics that protect and condition your skin with every application? Here's how *Nicole Miller* makeup beats the competition.

Product Type	Nicole Miller	Estée Lauder®	Clinique®	Mary Kay®
Foundation	Day Cover Liquid Foundation 3 Vitamins (A, C, E) 1 Botanical Extract \$24.00 (14.00PC)	Equalizer 1 Vitamin (E) 2 Botanical Extracts \$32.50	Superbalanced Makeup 1 Vitamin (E) 1 Botanical Extract \$16.50	Full Coverage Foundation 2 Vitamins (C, E) 2 Botanical Extracts \$14.00
Lip Color	Perfecting Lip Color 2 Vitamins (A, E) 3 Botanical Extracts	Pure Color 2 Vitamins (C, E) 0 Botanical Extracts	Long Last Soft Shine Lipstick 1 Vitamin (E) 2 Botanical Extracts	Signature™ Creme Lipstick 2 Vitamins (C, E) 0 Botanical Extracts
Mascara	\$17.00 (10.00PC) Perfecting Lash Formula 1 Vitamin (E) 1 Botanical Extract Panthenol (Provitamin B5)	\$22.00 More Than Mascara 1 Vitamin (B5) 0 Botanical Extracts	\$12.50 Full Potential Mascara 1 Vitamin (B5) 0 Botanical Extracts	\$12.00 Signature™ Endless Performance 0 Vitamins 0 Botanical Extracts
Eye Shadow	\$17.00 (10.00PC) Enhance Eye Shadow 3 Vitamins (A, C, E) 1 Botanical Extract	\$18.00 Two-in-One Eye Shadow Duo 0 Vitamins 1 Botanical Extract	\$12.00 Pair of Shades Eye Shadow Duo 0 Vitamins 0 Botanical Extracts	\$8.50 Signature™ Eye Color 0 Vitamins 0 Botanical Extracts
	\$10.00 (6.00PC) Final Touch Powder Blush	\$25.00 Blush All Day 1 Vitamin (E)	\$16.50 Soft Pressed Powder Blusher	\$6.50 Signature™ Cheek Color 0 Vitamins

U.S. products are used for ingredient and price comparison. Product names are trademarks or registered trademarks of their respective companies. Prices may vary.

naturally beautiful in your best colors

Have you ever noticed how you get compliments on certain colors you wear? Or maybe your favorite shade of red looks better on a friend than on you? Introducing the *Nicole Miller Color Compass*, a unique tool that makes it fun and easy to find your best colors. The *Color Compass*

Are you cool or warm?

WHICH IS THE CLOSEST TO YOUR NATURAL HAIR COLOR?

A

Ash or Platinum Blonde Ash Brown Brunette or Black Mahogany

B

Golden Blonde Golden Brown Red Brown Auburn/Red

WHICH IS THE CLOSEST TO YOUR NATURAL SKIN COLOR?

A

Soft Rose Rose Beige Olive Rich Brown

B

Creamy Ivory Golden Beige Tawny Golden Brown

WHICH GROUP OF CLOTHING COLORS DO YOU GET THE MOST COMPLIMENTS ON?

A

B

TOTAL A: _____

TOTAL B: _____

I AM _____
(cool or warm)

goes one step further to help you decide your unique fashions and styles. Begin by answering the questions that describe your outer coloring to determine if you are cool or warm. Then, answer the questions about your style preference to see if you're natural or dramatic.

Are you natural or dramatic?

IF YOUR FRIENDS WERE TO DESCRIBE YOUR PERSONALITY, THEY'D SAY YOU'RE:

- A** Casual, relaxed and free-spirited, or conservative and down-to-earth
- B** Flashy, with a flair for drama, or the quiet, mysterious one

WHICH OF THE FOLLOWING DESCRIBES THE WAY YOU DRESS MOST OFTEN?

- A** Classy, comfortable, simple, or casual
- B** Hip, happening, dressy, or stylish

YOU'VE JUST WON YOUR DREAM HOME. HOW WOULD YOU DECORATE IT?

- A** With pine furniture and inviting accessories like throw pillows, country accents, or handmade quilts
- B** With Victorian accents and classic antiques or geometric designs in black and white colors

YOUR JOB LETS YOU DRESS DOWN ON FRIDAY. YOU CHOOSE:

- A** Classic basics like sweater sets, denim skirts, khakis, or comfortable cottons
- B** Professional business suits, heels, slacks, or blouses

IF A CELEBRITY WERE TO PLAY YOU IN A MOVIE, WHO WOULD IT BE?

- A** Helen Hunt, Jodie Foster, or Meg Ryan
- B** Jacki Onassis, Oprah Winfrey or Bette Midler

TOTAL A: _____ TOTAL B: _____ I AM _____
(natural or dramatic)

Cool Natural



If you are cool natural, your coloring is cool and your laid-back personality brings out a soft and simple style. You prefer to wear crisp, cool shades in fashions that are comfortable and classy. Makeup in soft, cool colors blends perfectly with your natural style expression and go-with-the-flow personality.

COMMON HAIR COLORS:


- Ash or Platinum Blonde
- Light to Medium Ash Brown
- Dark Brown

COMMON SKIN TONES:

- Pink or Yellow Undertones
- Soft Rose or Rose Beige
- Olive or Rich Brown

	Base	Light	Contour	Accent
EYE SHADOW	PETAL 4648	TEA ROSE 4654	PLUM SKY 4660	CHARCOAL 4666
	ROSE QUARTZ 4656	MISTY MAUVE 4655	BLACK CHERRY 4661	TWILIGHT 4667
BLUSH	VELVET PLUM 4636	DUSTY MAUVE 4638	SOFT ROSE 4637	
LIP COLOR	MAUVELOUS 6232	PINK SORBET 6233	PLUM SHINE 6238	POLITELY PINK 6235
	PLUM GLISTEN 6371	PINK KISS 4596*	SUGARPLUM 6239	
CLOTHING COLORS				

Cool Dramatic



	Base	Light	Contour	Accent	
	MALT 4987 	TRUFFLE 4985 	PLUM WINE 5721 	COAL 5722 	EYE SHADOW
	ORCHID 4650 	PLUM GLISTEN 4649 	RAISIN 4662 	MIDNIGHT 4668 	
	MAUVE SUNSET 4643 	WINTERBERRY 5586 	PLUMBERRY 4642 	BERRY BURST 4644 	BLUSH
 CLOTHING COLORS	MULBERRY 4594* 	PLUM KISS 6373 	ROSEWOOD 6237 	PINK TAFFETA 6372 	LIP COLOR
		PLUMBERRY 6234 	BURGUNDY BLISS 6231 	RED KISS 6236 	

If your outer coloring is cool and you prefer more cutting-edge styles, you're probably a cool dramatic. You prefer fashions that are trendy and up-to-date in colors that are deep, bright, or bold. A perfectly polished makeup look in brighter or deeper shades goes best with your cool dramatic style.

COMMON HAIR COLORS:

- Light to Medium Ash Brown
- Dark Brown or Black
- Rich Mahogany

COMMON SKIN TONES:

- Pink or Yellow Undertones
- Soft Rose or Rose Beige
- Olive or Rich Brown

* While supplies last Copyright 2002 Melaleuca, Inc.

Warm Natural



If you are warm natural, your skin and hair are warmer in coloring and you prefer a more practical, laid-back style. You tend to express yourself with fashions that are active and comfortable. Makeup looks best in soft, fresh shades to blend with your warm natural style expression.

COMMON HAIR COLORS:


- Golden or Strawberry Blonde
- Reddish or Golden Brown
- Deep Auburn

COMMON SKIN TONES:

- Peach, Bronze, and Golden Undertones
- Creamy Ivory or Golden Beige
- Warm Tawny or Golden Brown

	Base	Light	Contour	Accent		
EYE SHADOW	 LILY 4651  SHELL 4652	 PEWTER 4657  HONEY SHIMMER 4658	 SAND 4663  CINNAMON 4664	 MOSS 4669  SKY 4670		
BLUSH	 CORAL 4639	 GOLDEN SUNRISE 4640	 SWEET APRICOT 4641			
LIP COLOR	 CHAMPAGNE 6375  HONEYGLAZE 3792*	 TWINKLE 6374  CHAMPAGNE 4272*	 WILLOW 4841*  SOFT NUDE 6245	 CORAL REEF 6241  BISQUE 6242	<th>CLOTHING COLORS</th> 	CLOTHING COLORS

Warm Dramatic



Base		Light		Contour		Accent	
SUNLIGHT 4982		TOFFEE 4983		PAPRIKA 4981		JUNGLE 5720	
FRENCH VANILLA 4653		BROWN SUGAR 4659		BRONZE 4665		MINERAL DUST 4671	
BRONZY 5587		PEACH SATIN 4645		NUTMEG 4646		SPICE 4647	

CLOTHING COLORS		LIP COLOR	
		SIENNA 6378	ICED MOCHA 6243
		NUTMEG 4595*	BRONZE LIT 6240
		SPICED MOCHA 3793*	SUNSPARK 6376
		PEACH SILK 6244	CURRENT 6246
			CAYENNE 6377

You're probably warm dramatic if your outer coloring is warm and you love to wear dramatic styles that make a statement. Your outgoing personality is expressed through tailored and dressy fashions that can be reinvented each season. Makeup in warm, deep colors stands out to blend with your warm dramatic style.

COMMON HAIR COLORS:

- Golden or Strawberry Blonde
- Red or Deep Auburn
- Reddish or Golden Brown

COMMON SKIN TONES:

- Peach, Bronze, and Golden Undertones
- Creamy Ivory or Golden Beige
- Warm Tawny or Golden Brown

* While supplies last

12-step guide to your perfect look

Applying makeup should be about looking your best at that moment—whatever that moment may be. Whether you're going to work or enjoying a night on the town, every great look starts with a “know how.” Here is a step-by-step guide to help you achieve your perfect look.



STEP 1: CONCEALER

Concealer diminishes the look of fine lines and dark circles, and hides age spots, blemishes, and redness.



To disguise under-eye darkness, gently pat *Eye Concealer* under the eye with a sponge tip applicator. Blend outward, taking care not to drag the skin. To hide facial flaws, use the largest sponge tip applicator and apply *Face Concealer* over problem area. Start at the center of the imperfection and feather outward.

Tip | Use concealer sparingly to achieve a natural look.

STEP 2: FOUNDATION

Applied properly, foundation can make any complexion seem healthy and flawless.



The aim is to make your skin look as natural as possible. For light coverage, use *Day Cover Perfecting Liquid Foundation*. Pump a small amount into palm or on tip of sponge. Gently blend over face, starting in center and moving outward towards temple. For more complete coverage, use *Day Cover Creme to Powder Foundation*. Apply with damp sponge, following same directions as liquid foundation.

Tip | Apply in thin layers for even coverage.

STEP 3: POWDER

Powder stops shine, sets foundation, and keeps color in place.





Powder is your next step in the color primer application. Use *Final Touch Loose Powder* at home and take *Final Touch Pressed Powder* for quick touch-ups when you're on the go. To apply loose powder, use a puff or a fluffy brush and lightly dust powder over entire face. To apply pressed powder, gently smooth over face or shiny areas using a soft sponge.

Tip | Apply in thin layers for even coverage.

STEP 4: EYE SHADOW



Deep shades are perfect for adding definition, while light colors provide fabulous highlights. *Enhance Eye Shadows* come in a variety of colors that are easy to apply, so you look gorgeous whether you're going dramatic or natural.

NATURAL		DRAMATIC	
	For a natural look, apply light shadow from lash to brow. Then use a medium shade on lower lid, blending slightly up over crease.		For a dramatic look, add a darker accent color to the outside corners of your upper lid, blending outward.

Tip | Raise your eyebrows while applying the darker shades. This makes it easier to find the crease.

STEP 5: EYELINER

Eyeliner adds definition and makes eyes stand out. If you want to look well groomed but not heavily made up, include eyeliner as part of your makeup routine.

NATURAL		DRAMATIC	
	For a natural look, lightly apply <i>Enhance Eyeliner</i> on upper lash line as close to the lashes as possible.		For a dramatic look, use more eyeliner on the upper lash line, and apply under the lower lashes as well.

Tip | Blend with a sponge tip applicator, or follow with eye shadow for a softer appearance. For an easier, more natural look, apply eyeliner in feathered strokes.



STEP 6: BROW PENCIL

Perfecting Brow Pencil helps frame the face while giving you a polished look.



To use, color and define brows with short strokes of pencil tip, starting at the inner corner of the brow and gradually tapering outwards. Then brush over brows using the soft brush to ensure a natural look.

Tip | Add final touches by slicking the brows with a thin film of Vaseline or hair spray. This will keep them in place and create a high-shine finish.

STEP 7: MASCARA

Nothing opens up and accentuates eyes like mascara.



Use *Perfecting Lash Formula* to strengthen and thicken. Or use *Maximum Volume Mascara* for a full-volume effect. For application, roll and “wiggle” wand while combing it through lashes. Let dry, then apply a second coat if needed.

Tip | To avoid bacteria buildup, wipe mascara wand regularly with a tissue and replace product every 30 days.

STEP 8: BLUSH

No matter what your look is, blush flatters any complexion.



Apply *Final Touch Powder Blush* up and out from center of cheeks with feather-light strokes using a blush brush. Tap excess powder from brush before application to prevent blotching. For best results, apply blush after the rest of your makeup for a natural look.

Tip | Follow with loose or pressed powder to help color stay put and to smooth harsh lines.

STEP 9: BRONZER

Bronzer adds a healthy, sun-kissed glow without the sun's harsh effects.



Lightly dust *Bronze Glo Powder Bronzer* on the areas the sun would hit naturally—cheeks, nose, chin, and forehead. It can also be used on shoulders and neckline.

Tip | To help contour and enhance cheekbones, apply bronzer to the hollow of cheeks before blush.

STEP 10: LIP LINER

Lip liner helps define lip shade and keeps color from smearing and feathering. A makeup essential, lip liner helps color last longer.

NATURAL



For a natural look, apply *Perfecting Lip Liner* from corner to center using soft, feathered strokes. Blend with fingertips to achieve an “unlined” appearance.

DRAMATIC



For a long-lasting, dramatic look, fill in entire lip with liner using vertical strokes. Then blend with fingertips for even color.

Tip | For fuller lips, define slightly outside the natural lip line. For smaller lips, define slightly inside the natural lip line.

STEP 11: LIP COLOR

Whether it's the natural look or the dramatic look you crave, nothing polishes your appearance like lip color.

NATURAL



For a natural look, smooth *Perfecting Lip Color* over lip liner, using your fingertip or a soft lip brush.

DRAMATIC



For a dramatic look, add intensity by using a shade darker than you normally would.

Tip | To make color last longer, lightly dust loose or pressed powder over lips before applying color.

STEP 12: LIP GLOSS

Lip gloss helps lips shimmer with color, while giving the illusion of fullness.



Use *Nicole Miller Lip Gloss* alone for a natural shine, apply with liner for color that stays, or smooth over lip color for high-gloss impact.

Tip | To keep color from disappearing, apply lip gloss to the center of the top and bottom lip. Then purse the lips together.



Compacts

Look your best in style and color with *Nicole Miller Compacts*. Purchase your compacts once, then mix, match, and reinvent your look with interchangeable colors that easily pop in and out. (See the *Nicole Miller Catalog* for more details.)

PERFECT LOOK COMPACT

4 in. x 6 in. Holds: 4 eye shadows, 2 blushes, 1 eye shadow applicator, and 1 blush brush. (Pencils not included.)

CLASSIC COMPACT

3½ in. x 4½ in. Holds: 3 eye shadows, 1 blush, 1 eye shadow applicator, and 1 blush brush.

BLUSH COMPACT

2½ in. x 3 in. Holds: 1 blush and 1 blush brush.

EYE SHADOW COMPACT

2¼ in. x 2½ in. Holds: 2 eye shadows and 1 eye shadow applicator.



3910 SOUTH YELLOWSTONE HWY., IDAHO FALLS, ID USA 83402-6003 • #4686 SINGLE • #4719 FIVE-PACK
REV. 07/05U • CALL 1-888-2NICOLE OR SHOP ONLINE AT WWW.MELALEUCA.COM

